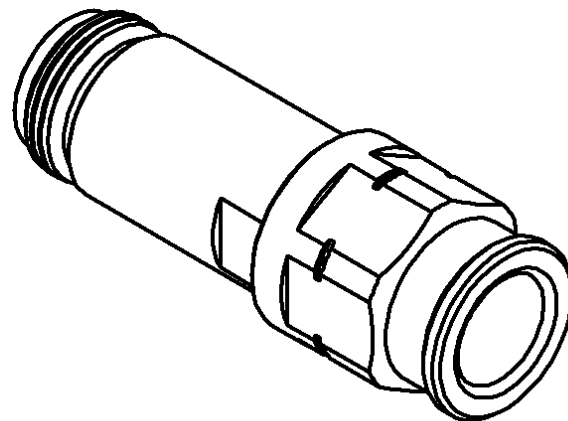
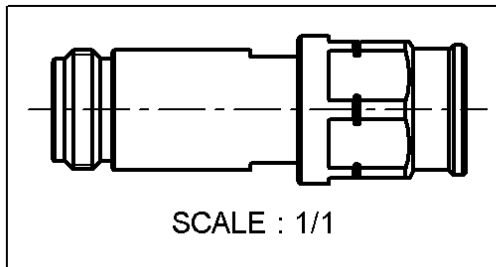
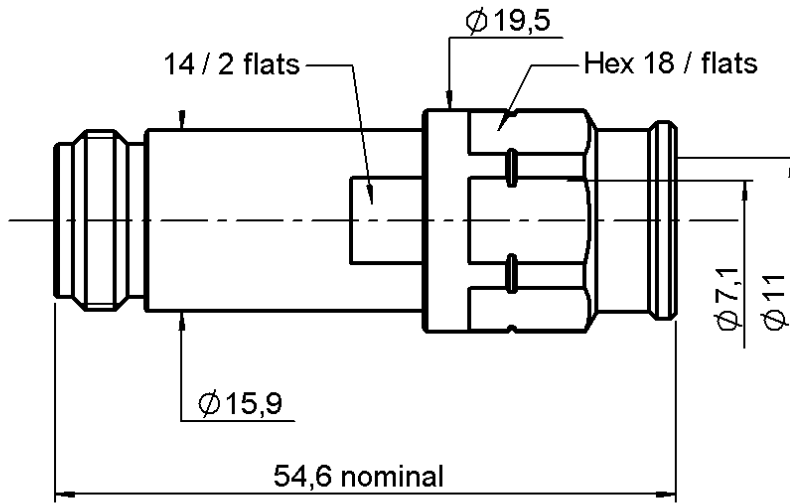


**STRAIGHT JACK CLAMP TYPE**  
**CABLE 3/8" SUPERFLEXIBLE CORRUGATED**

**R161.232.207**

Series : N



All dimensions are in mm.



COMPONENTS	MATERIALS	PLATINGS ( $\mu\text{m}$ )
BODY	BRASS	BBR 0.5 OVER SILVER 3
CENTER CONTACT	BERYLLIUM COPPER	SILVER 3 OVER COPPER 0.5
OUTER CONTACT	-	-
INSULATOR	PTFE	-
GASKET	SILICONE RUBBER	-
OTHERS PARTS	BRASS	BBR 0.5 OVER SILVER 3
-	-	-
-	-	-

Issue : 0220 C

In the effort to improve our products, we reserve the right to make changes judged to be necessary.



**STRAIGHT JACK CLAMP TYPE**  
**CABLE 3/8" SUPERFLEXIBLE CORRUGATED**

**R161.232.207**

Series : N

**PACKAGING**

Standard	Unit	Other
<b>50</b>	<b>'W' option</b>	<b>Contact us</b>

**SPECIFICATION**

**ELECTRICAL CHARACTERISTICS**

Impedance		<b>50</b> Ω
Frequency		<b>0-11</b> GHz
VSWR	<b>1.3</b> +	<b>0.000</b> x F(GHz) Maxi
Insertion loss		<b>0.048</b> √F(GHz) dB Maxi
RF leakage	- (	<b>101</b> - F(GHz)) dB Maxi
Voltage rating		<b>1400</b> Veff Maxi
Dielectric withstanding voltage		<b>2500</b> Veff mini
Insulation resistance		<b>5000</b> MΩ mini

**CABLE ASSEMBLY**

Stripping	a	b	c	d	e	f
mm	5.50	5.00	11.5	0.00	0.00	0.00

Assembly instruction :

Recommended cable(s)  
FSJ2-50-3/8" HELIAX  
HCF 3/8" Cu2Y AlCu  
HCF 3/8" CuH

Cable retention

- pull off	<b>500</b> N mini
- torque	<b>NA</b> N.cm

**MECHANICAL CHARACTERISTICS**

Center contact retention		
Axial force – Mating end	<b>68</b> N mini	
Axial force – Opposite end	<b>68</b> N mini	
Torque	<b>NA</b> N.cm mini	

Recommended torque		
Mating	<b>NA</b> N.cm	
Panel nut	<b>NA</b> N.cm	
Clamp nut	<b>950</b> N.cm	
A/F clamp nut	<b>18.000</b> mm	

Mating life	<b>500</b> Cycles mini
Weight	<b>61.293</b> g

**TOOLING**

Part Number	Description	Hexagon
.	.	.
R282.010.040	STRIPPING TOOL	
R282.303.220	TORQUE SPANNER .708 in 84.075 in.lb	

**OTHERS CHARACTERISTICS**

PIM3 < -155 dBc (-112 dBm) 2x20W

**ENVIRONMENTAL**

Operating temperature	<b>-55/+105</b> °C
Hermetic seal	<b>NA</b> Atm.cm3/s
Panel leakage	<b>NA</b>

Issue : 0220 C

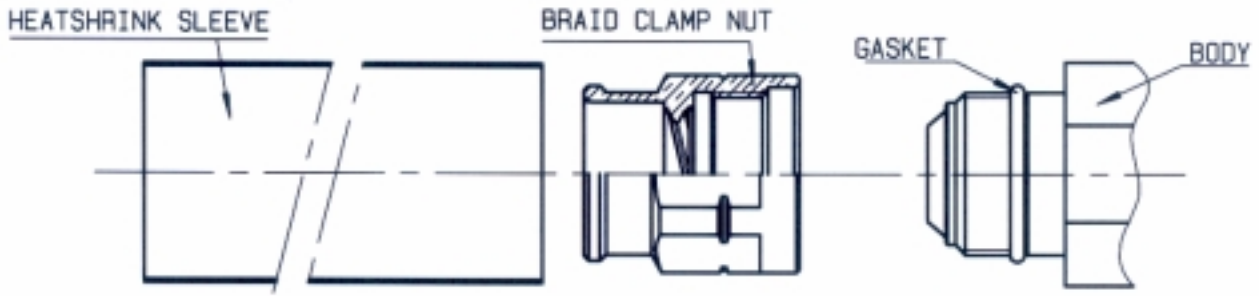
In the effort to improve our products, we reserve the right to make changes judged to be necessary.



**STRAIGHT JACK CLAMP TYPE**  
**CABLE 3/8" SUPERFLEXIBLE CORRUGATED**

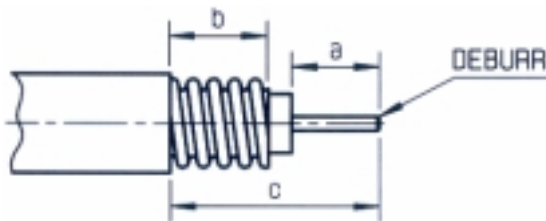
**R161.232.207**

Series : N



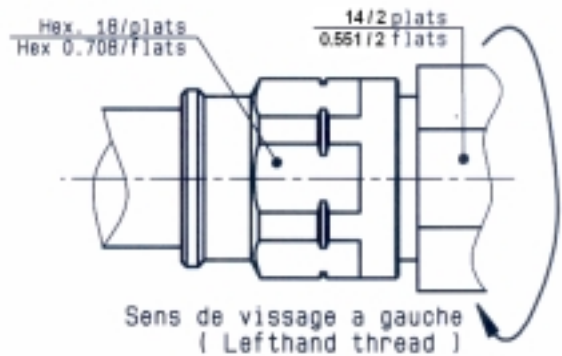
1

- Strip the cable
- Do not damage the outer conductor.
- Deburr cable inner conductor.



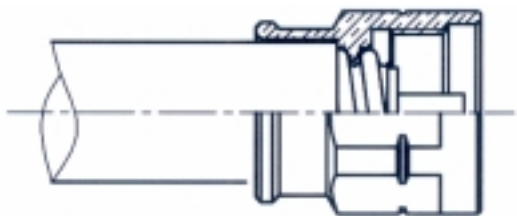
3

- Screw the connector onto the assembly.  
**WARNING :** Screw the connector on the braid clamp nut turning left (left-hand thread) so that the copper outer conductor is being squeezed.

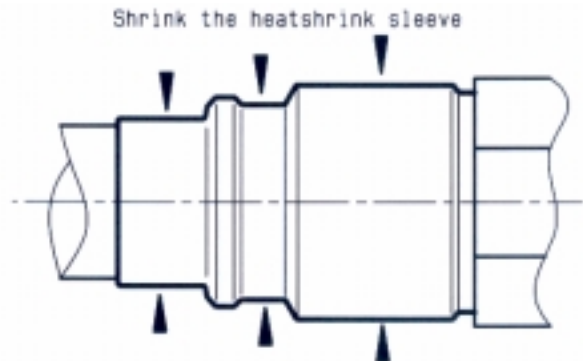


2

- Slide the heatshrink sleeve onto the cable.
- Screw manually the braid clamp nut onto cable outer conductor until stop.



4



Issue : 0220 C

In the effort to improve our products, we reserve the right to make changes judged to be necessary.

